


# STUDENTS OF THE FACULTY OF MEDICINE VIEWS ON THE STUDY CONDITIONS PROVIDED AND EVALUATION OF THE STUDENTS' SATISFACTION WITH THEIR STUDIES

2023-2024 SPRING SEMESTRE



**PERIOD:** March 25 – April 29, 2024

**AIM:** find out students' attitudes towards the study conditions and assess their overall satisfaction with their studies.

**TARGET GROUP:** 2023 – 2024 students of the second and third year of the faculty of Medicine of Kauno Kolegija/Higher Education Institution (KK) excluding the final year students. The overall return rate 125 (27,59 pct)

**RESEARCH OBJECT:** Students of the Faculty of Medicine attitude towards the study conditions and evaluation of their satisfaction with the studies.

**RESEARCH METHOD:** questionnaire (quantitative and qualitative empirical data collection). The survey was conducted in the electronic space, using the LimeSurvey survey system. The data were processed using SPSS 20 for Windows. Students rated their satisfaction with their studies on a five-point scale (1 - strongly dissatisfied, 5 - strongly satisfied). Students evaluated the organisation of studies at KK according to the formulated statements on a five-point scale (1 - strongly disagree, 5 - strongly agree).

**RESULTS:** The results indicate that more than half of the respondents (51,20 pct.) are satisfied or strongly satisfied with their studies at the faculty of Medicine of KK (see Table 1).

**Table 1. Students of the faculty of Medicine evaluation of their satisfaction with the studies (pct.)**

	5 – strongly satisfied	4 – satisfied	3 – neither satisfied, nor dissatisfied	2 – dissatisfied	1 – strongly dissatisfied	Average
Satisfaction with studies	8,80%	42,40%	28,00%	19,20%	1,60%	3,38

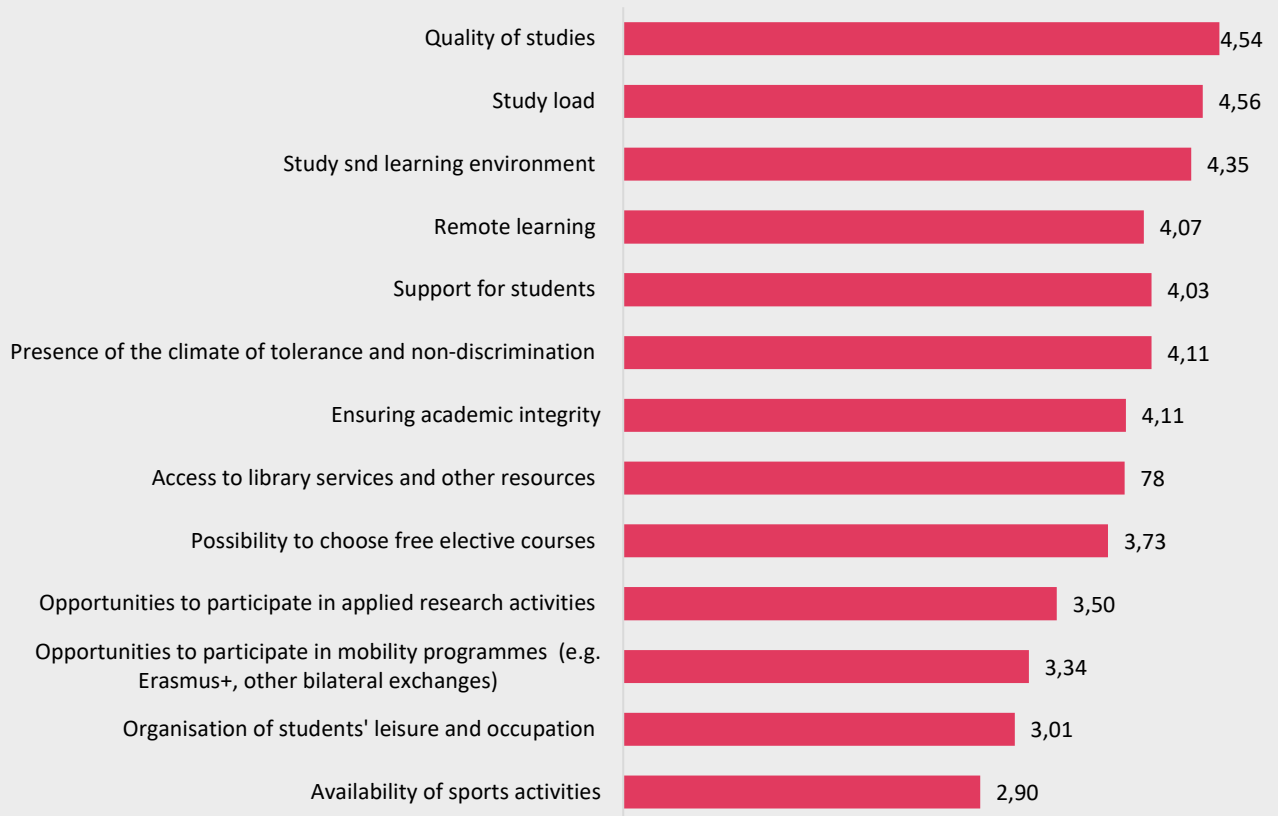
Respondents were asked to rate their study load, and the summarised data shows that just over half of the respondents (61,60 pct.) find the study load too heavy, while 37,60 pct. of respondents find the study load adequate (see Table 2).

**Table 2. Students of the faculty of Medicine evaluation of their satisfaction with the studies (pct.).**

Evaluation of the study load	Number of Respondents	pct.
The study load is too heavy	77	61,60 %
The study load is too low	1	0,80%

The study load is adequate	47	37,60%
No answer	0	0,00

The respondents were asked to rate the given factors (from 5 – „very influential“ to 1 – „not influential at all“), that affect their satisfaction with the studies. The data analysis revealed that the most influential factors on study satisfaction are the quality of studies (4,54) and the study load (4,56). Students' satisfaction with their studies is least influenced by the availability of sports activities (2,90) (see Figure 1).



**Figure 1. Factors that enhance students' satisfaction with their studies (averages)**

Note: The average of the Likert scale is provided. The higher the average, the more respondents agree with the factor

Students were asked whether they found the information about studies and services sufficient, including information about studying remotely and its organisation. Almost half of the respondents (48%) found the information sufficient. The smallest proportion of respondents (8,80%) answered that they found the information insufficient (see Table 3).

**Table 3. Adequacy of information on studies and services (including information on remote learning and its organisation)**

Sufficient	60	48,00%
Partly sufficient	54	43,20%
Insufficient	11	8,80%

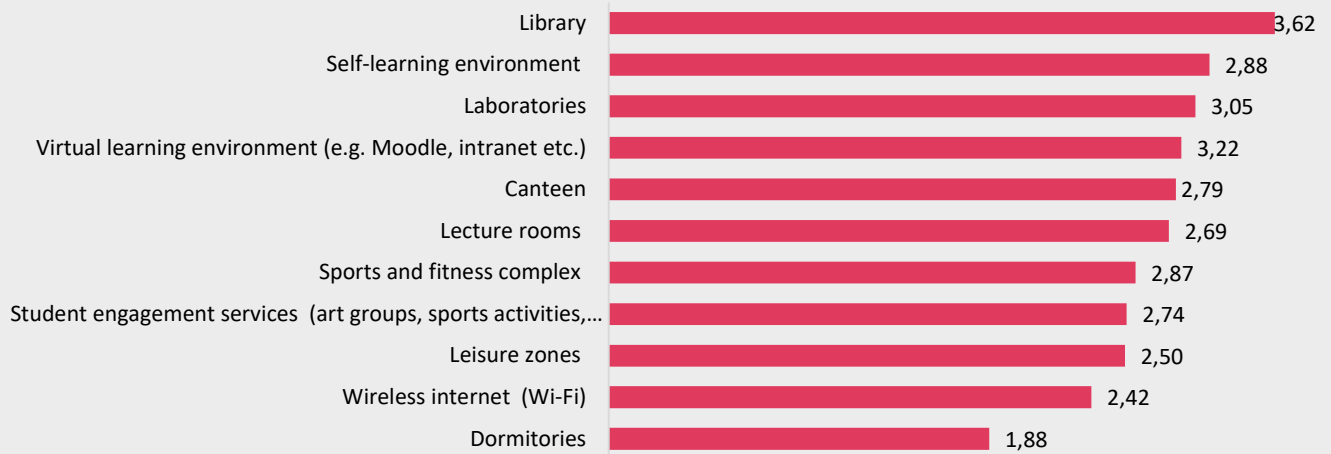
Kauno Kolegija students of the Faculty of Medicine rate the organisation of studies at KK as good (the average score ranges from 2,7 to 4,08 points out of 5). The students mostly agree with the statement that they are provided with opportunities to participate in mobility programmes (4,04), and the least agree with the statement, that the respondents have the possibility to individualize the study process (2,59) (see Figure 1).



**Figure 2. Respondents' evaluation of the organisation of their studies (averages)**

Note: The average of the Likert scale is provided. The higher the average, the more respondents agree with the statement

Respondents rated the study and leisure conditions (from 4 – „very good“ to 1 – „unsatisfactory“) at Kauno kolegija. The respondents rated the library (3,62) and the environment for self-study (3,22) best. The lowest score was for the KK dormitories (1,88) (see Figure 3).



**Figure 3. Evaluation of study and leisure conditions at KK**

Note: The average of the Likert scale is provided. The higher the average, the better the respondents' evaluation of study and leisure conditions

Respondents agree, that they have the possibility to consult with lecturers during non-lecture hours, they have the possibility to receive academic literacy training in the library, respondents are aware of the availability of financial support. (see Table 4).

**Table 4. Aspects of student support**

	Totally agree	Agree	Neither agree, nor disagree	Disagree	Totally disagree	Can not answer, haven't faced	Average
I have the possibility to consult lecturers during non-lecture hours	20,00%	31,20%	24,80%	8,00%	4,00%	12,00%	3,63
I have the possibility to receive academic literacy training in the library (advice and guidance on sourcing, citation, preparation of coursework and plagiarism prevention)	30,40%	40,00%	9,60%	1,60%	1,60%	16,80%	4,15
I can receive a dormitory room if needed	11,20%	24,00%	8,00%	1,60%	1,60%	53,60%	3,90
I have the possibility to receive financial support (social grants, incentive grants)	20,80%	24,80%	11,20%	4,00%	11,20%	28,00%	3,56
I can receive a psychological support if needed	8,00%	25,60%	7,20%	3,20%	3,20%	52,80%	3,68
I have the possibility to use the career planning services provided by the Creer Centre (consultations, seminars, internship and /or job advertisements, career days etc.)	12,80%	32,80%	12,80%	5,60%	1,60%	34,40%	3,76

	Totally agree	Agree	Neither agree, nor disagree	Disagree	Totally disagree	Can not answer, haven't faced	Average
I know where to find information about support for students	18,40%	48,00%	8,00%	4,00%	4,00%	17,60%	3,88

More than half of the respondents stated, that they would recommend the study programme they are currently studying (see Table 5). Almost half of respondents are employed whilst studying (46,40%) (see Table 6). The majority of the students in the survey are the second-year students (see Table 7).

**Table 5. Recommending the study programme in which they are currently studying**

Yes	56%
No	0%
Not sure	44%

**Table 6. Respondents' employment**

Statement	Number of respondents	Per cent
Employed	58	46,40%
Unemployed	67	53,60%

**Table 7. Respondents' year of study**

Year of study	Number of respondents	Per cent
second	95	76,00%
third	28	22,40%
fourth	2	1,60%

Second and third-year students suggest that more attention should be paid to sequencing of courses in semesters, reducing study load, improving communication between lecturers and students and between administration and students, as well as scheduling and timing of exams in Moodle so that students could match studies and work. Provide targeted feedback to specific suggestions and observations received from students.

---