


STUDENTS OF THE FACULTY OF MEDICINE VIEWS ON THE STUDY CONDITIONS PROVIDED AND EVALUATION OF THE STUDENTS' SATISFACTION WITH THEIR STUDIES

2022-2023 SPRING SEMESTRE



PERIOD: March 28 – April 30, 2023

AIM: find out students' attitudes towards the study conditions and assess their overall satisfaction with their studies.

TARGET GROUP: 2022 – 2023 students of the second and third year of the faculty of Medicine of Kauno Kolegija/Higher Education Institution (KK) excluding the final year students.

RESEARCH OBJECT: Students of the Faculty of Medicine attitude towards the study conditions and evaluation of their satisfaction with the studies.

Medicinos fakulteto studentų požiūris į sudarytas studijų sąlygas ir pasitenkinimo studijomis vertinimas

RESEARCH METHOD: questionnaire (quantitative and qualitative empirical data collection). The survey was conducted in the electronic space, using the LimeSurvey survey system. The data were processed using SPSS 20 for Windows. Students rated their satisfaction with their studies on a five-point scale (1 - completely dissatisfied, 5 - completely satisfied). Students evaluated the organisation of studies at KK according to the formulated statements on a five-point scale (1 - completely disagree, 5 - completely agree).

RESULTS: The total return rate of the questionnaires was 141 (**26,16 %**). The results indicate that more than three-quarters of the respondents are satisfied or completely satisfied with their studies at the faculty of Medicine of KK (see Table 1).

Table 1. Students of the faculty of Medicine evaluation of their satisfaction with the studies (pct.)

	5 – completely satisfied(-a)	4 – satisfied(-a)	3 – neither satisfied(-a), nor dissatisfied(-a)	2 – dissatisfied (-a)	1 – completely dissatisfied (-a)
Satisfaction with studies	15,60%	40,43%	28,37%	12,77%	2,84%

Respondents were asked to rate their study load, and the summarised data shows that just over half of the respondents (56,74 pct.) find the study load too heavy, while 41,84 pct. of respondents find the study load adequate (see table 2).

Table 2. Students of the faculty of Medicine evaluation of their satisfaction with the studies (pct.).

Evaluation of the study load	pct.
The study load is too heavy	56,74%
The study load is too low	1,42%
The study load is adequate	41,84%
No answer	0,00%

The respondents were asked to rate the given factors (from 5 – „very influential“ to 1 – „not influential at all“), that affect their satisfaction with the studies. The data analysis revealed that the most influential factors on study satisfaction are the quality of studies (4,63) and the study load (4,59). Students' satisfaction with their studies is least influenced by the availability of sports activities (2,68) (see Figure 1).

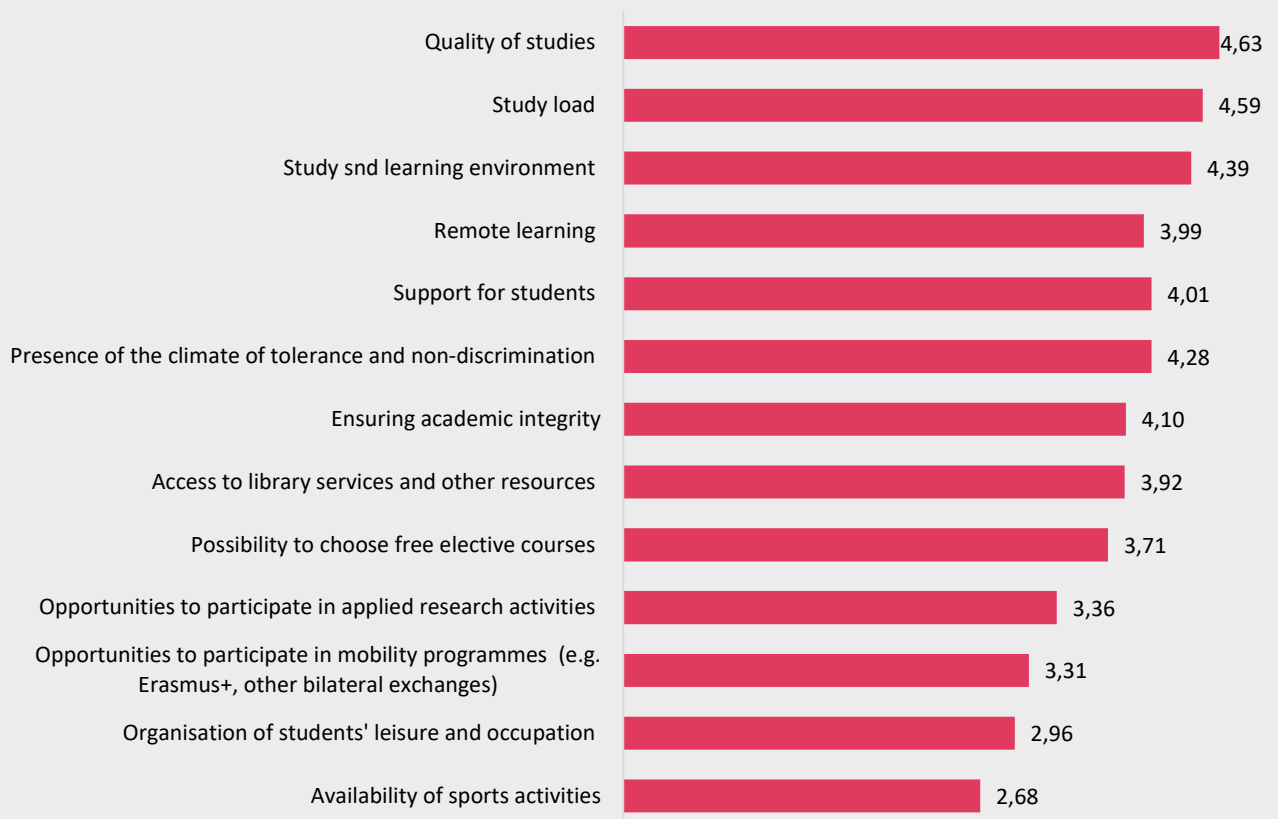


Figure 1. Factors that enhance students' satisfaction with their studies (averages)

Note: The average of the Likert scale is provided. The higher the average, the more respondents agree with the factor

Students were asked whether they found the information about studies and services sufficient, including information about studying remotely and its organisation. More than half of the respondents (56,03%) found the information sufficient. The smallest proportion of respondents (3,55%) answered that they found the information insufficient (see Table 3).

Table 3. Adequacy of information on studies and services (including information on remote learning and its organisation)

Sufficient	56,03%
Partly sufficient	40,43%
Insufficient	3,55%

Kauno Kolegija students of the Faculty of Medicine rate the organisation of studies at KK as good (the average score ranges from 2,74 to 4,13 points out of 5). The students mostly agree with the statement that they are provided

with opportunities to participate in mobility programmes (4,13), and the least agree with the statement, that the respondents have the possibility to individualize the study process (2,74) (see Figure 1).

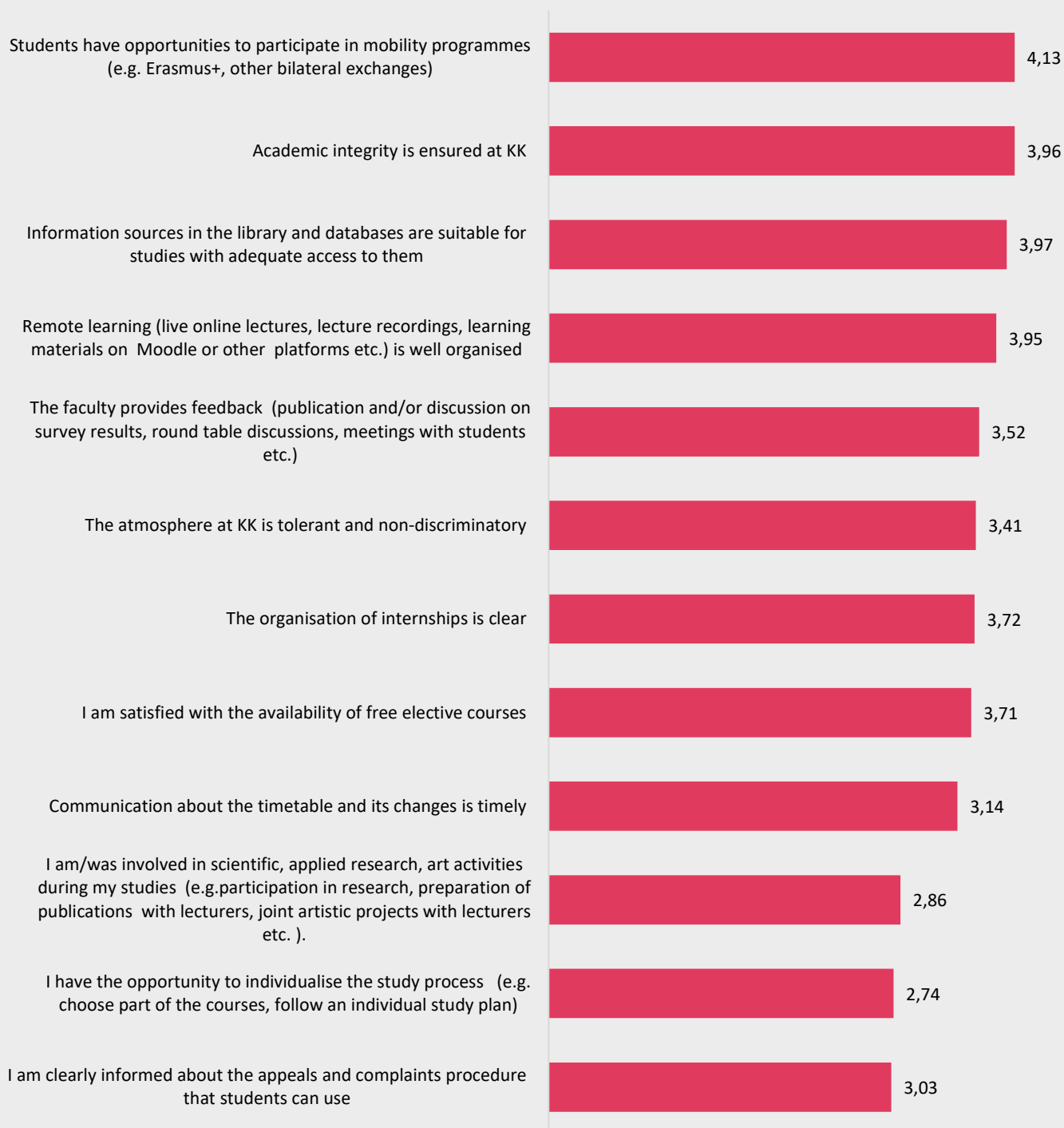


Figure 2. Respondents' evaluation of the organisation of their studies (averages)

Note: The average of the Likert scale is provided. The higher the average, the more respondents agree with the statement

Respondents rated the study and leisure conditions (from 4 – „very good“ to 1 – „unsatisfactory“) at Kauno kolegija. The respondents rated the library (3,78) and the environment for self-study (3,23) best. The lowest score was for the KK dormitories (2,04) (see Figure 3).

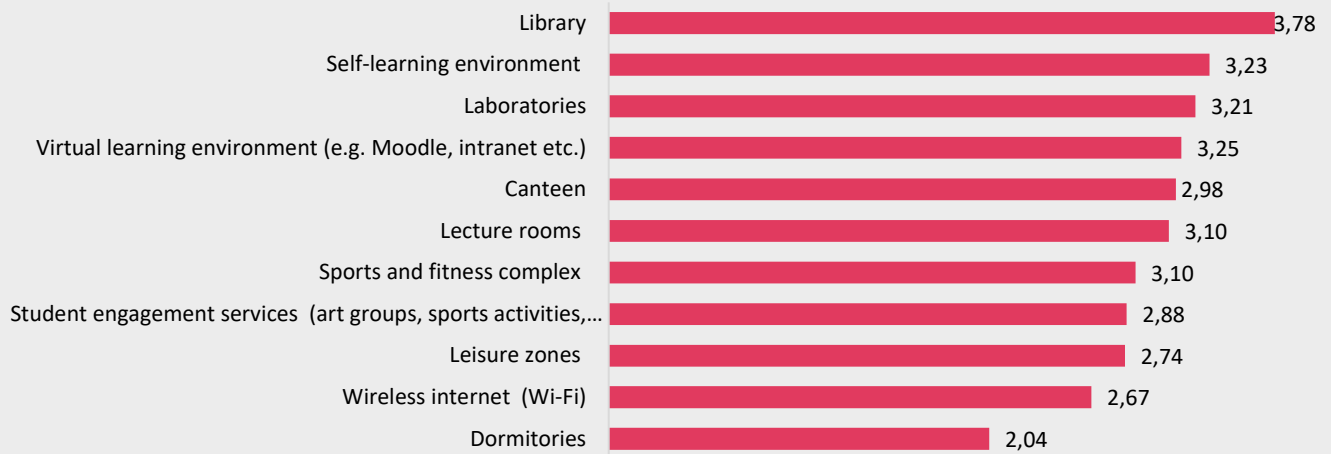


Figure 3. Evaluation of study and leisure conditions at KK

Note: The average of the Likert scale is provided. The higher the average, the better the respondents' evaluation of study and leisure conditions

Respondents agree, that they have the possibility to consult with lecturers during non-lecture hours, they have the possibility to receive academic literacy training in the library. One third of respondents were interested in social support,, the same number of respondents are aware of the availability of financial support. Half of the respondents know that they can receive a psychological support if needed, one third of respondents indicated they are aware about the Career Centre services in career planning (see Table 4).

Table 4. Aspects of student support

	Totally agree	Agree	Partly agree	Disagree	Totally disagree	Can not answer, haven't faced
I have the possibility to consult lecturers during non-lecture hours	25,53%	34,75%	21,99%	4,96%	0,71%	12,06%
I have the possibility to receive academic literacy training in the library (advice and guidance on sourcing, citation, preparation of coursework and plagiarism prevention)	41,84%	38,30%	4,96%	1,42%	0,00%	13,48%
I can receive a dormitory room if needed	12,06%	16,31%	8,51%	2,13%	0,00%	60,99%
I have the possibility to receive financial support (social grants, incentive grants)	24,11%	14,89%	12,77%	2,84%	11,35%	34,04%
I can receive a psychological support if needed	16,31%	22,70%	8,51%	2,13%	0,00%	50,35%
I have the possibility to use the career planning services provided by the Creer Centre (consultations, seminars, internship and /or job advertisements, career days etc.)	20,57%	29,08%	12,77%	2,84%	0,71%	34,04%

Almost half of the respondents stated, that they would recommend the study programme they are currently studying (see Table 5). More than one third of respondents are employed whilst studying (see Table 6). The majority of the students in the survey are the second-year students (see Table 7).

Table 5. Recommending the study programme in which they are currently studying

Yes	48,94%
No	18,44%
Not sure	32,62%

Table 6. Respondents' employment

Statement	Number of respondents	Per cent
Employed	59	41,84%
Unemployed	82	58,16%

Table 7. Respondents' year of study

Year of study	Number of respondents	Per cent
second	99	70,21%
third	42	29,79%

Second and third-year students suggest that more attention should be paid to improving communication between lecturers and students and between administration and students, focusing on the sequencing of courses in semesters, as well as scheduling and timing of exams.

Provide targeted feedback to specific suggestions and observations received from students. More information on the actions implemented in response to students' feedback can be found in the "You Said, We Did" section.
