

STUDENTS OF THE FACULTY OF MEDICINE VIEWS ON THE STUDY CONDITIONS PROVIDED AND EVALUATION OF THE STUDENTS' SATISFACTION WITH THEIR STUDIES

2021-2022 SPRING SEMESTRE



FACULTY OF MEDICINE

PERIOD: March 22 d. – April 20, 2022

AIM: To find out students' attitudes towards the study conditions and assess their overall satisfaction with their studies.

TARGET GROUP: 2021-2022 students of the second and third year of the Faculty of Medicine of Kauno kolegija / Higher Education Institution (KK), excluding the final year students.

OBJECT: Students of the Faculty of Medicine attitude towards the study conditions and evaluation of their satisfaction with the studies

METHOD: questionnaire (quantitative and qualitative empirical data collection). The survey was conducted in the electronic space, using the LimeSurvey survey system. The data were processed using SPSS 20 for Windows. Students rated their satisfaction with their studies on a five-point scale (1 - completely dissatisfied, 5 - completely satisfied). Students evaluated the organisation of studies at KK according to the formulated statements on a five-point scale (1 - completely disagree, 5 - completely agree).

RESULTS: The total return rate of the questionnaires was 216 (36.3%). The results indicate that more than three-quarters of the respondents are satisfied or completely satisfied with their studies at KK (see Table 1).

Table 1. Students of the Faculty of Medicine evaluation of their satisfaction with their studies (%).

	5 – completely satisfied	4 – satisfied	3 – neither satisfied nor dissatisfied	2 – dissatisfied	1 –totally dissatisfied	average	Standard deviation
Satisfaction with studies	13.43%	54.63%	25.46%	6.02%	0.46%	3.75	0.781

Respondents were asked to rate their study load, and the summarised data shows that just under half of the respondents (48.6%) find the study load too heavy, while 45% find the study load adequate (see Table 2).

Table 2. Students of the Faculty of Medicine evaluation of their satisfaction with their studies (%).

Evaluation	per cent
The study load is too heavy	48.61%
The study load is too low	0.46%
The study load is adequate	45.83%
No answer	5.09%

The respondents were asked to rate the factors (from 5 - "Very influential" to 1 - "Not influential at all") that affect their satisfaction with the studies. The data analysis revealed that the most influential factors on study satisfaction are the quality of studies (4.66) and the study load (4.53). Students' satisfaction with their studies is least influenced by the availability of sports activities (2.79) (see Figure 1).

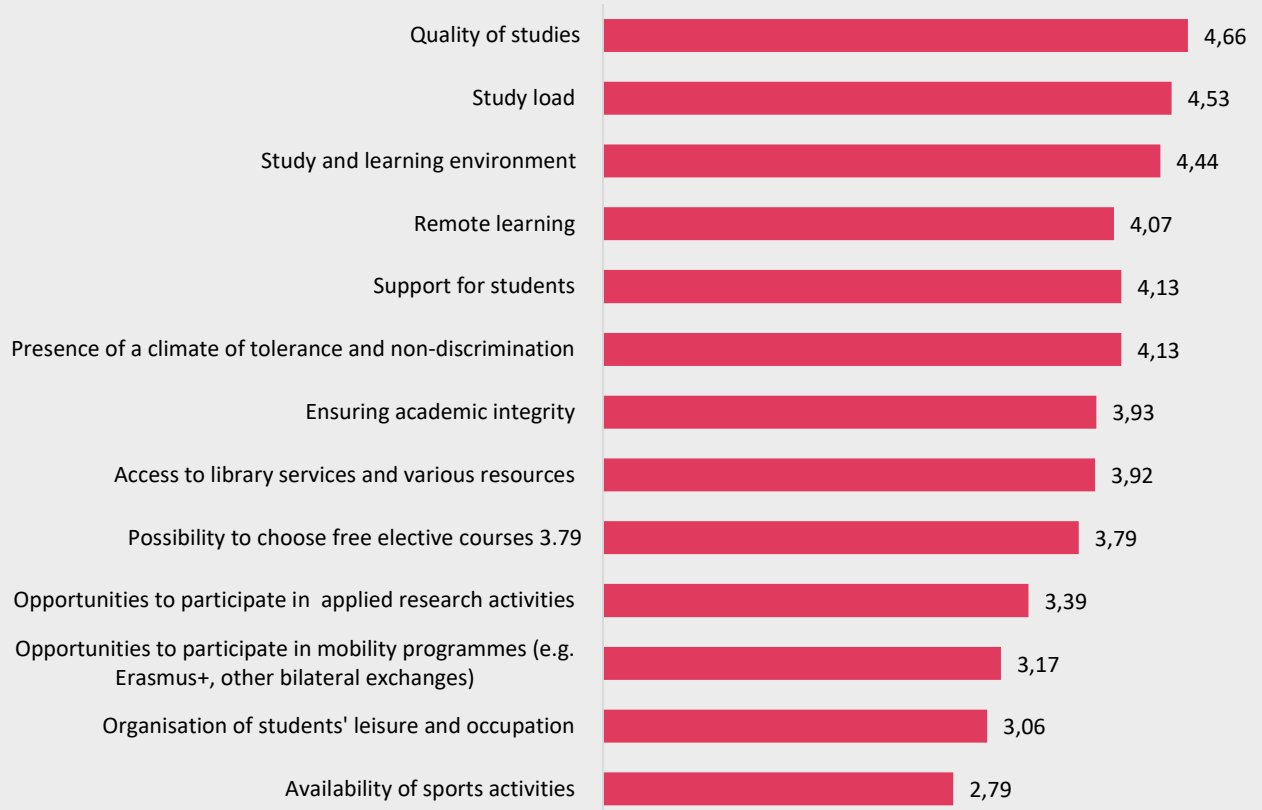


Figure 1: Factors that enhance students' satisfaction with their studies (averages)

Note: The average of the Likert scale is provided. The higher the average, the more respondents agree with the factor

Students were asked whether they found the information about studies and services sufficient, including information about studying remotely and its organisation. More than half of the respondents (59.7%) found the information sufficient. The smallest proportion of respondents (2.78%) answered that they found the information insufficient (see Table 3).

Table 3. Adequacy of information on studies and services (including information on remote learning and its organisation)

Sufficient	59.72%
Partly sufficient	37.50%
Insufficient	2.78%

KK students of the Faculty of Medicine rate the organisation of studies at KK as good (the average score ranges from 3.0 to 4.08 out of 5). The students mostly agree with the statement that they are provided with opportunities to participate in mobility programmes (4.08), and the least agree with the statement that the respondents are clear about the procedure of submitting and handling appeals and complaints (3.0) (see Figure 1).

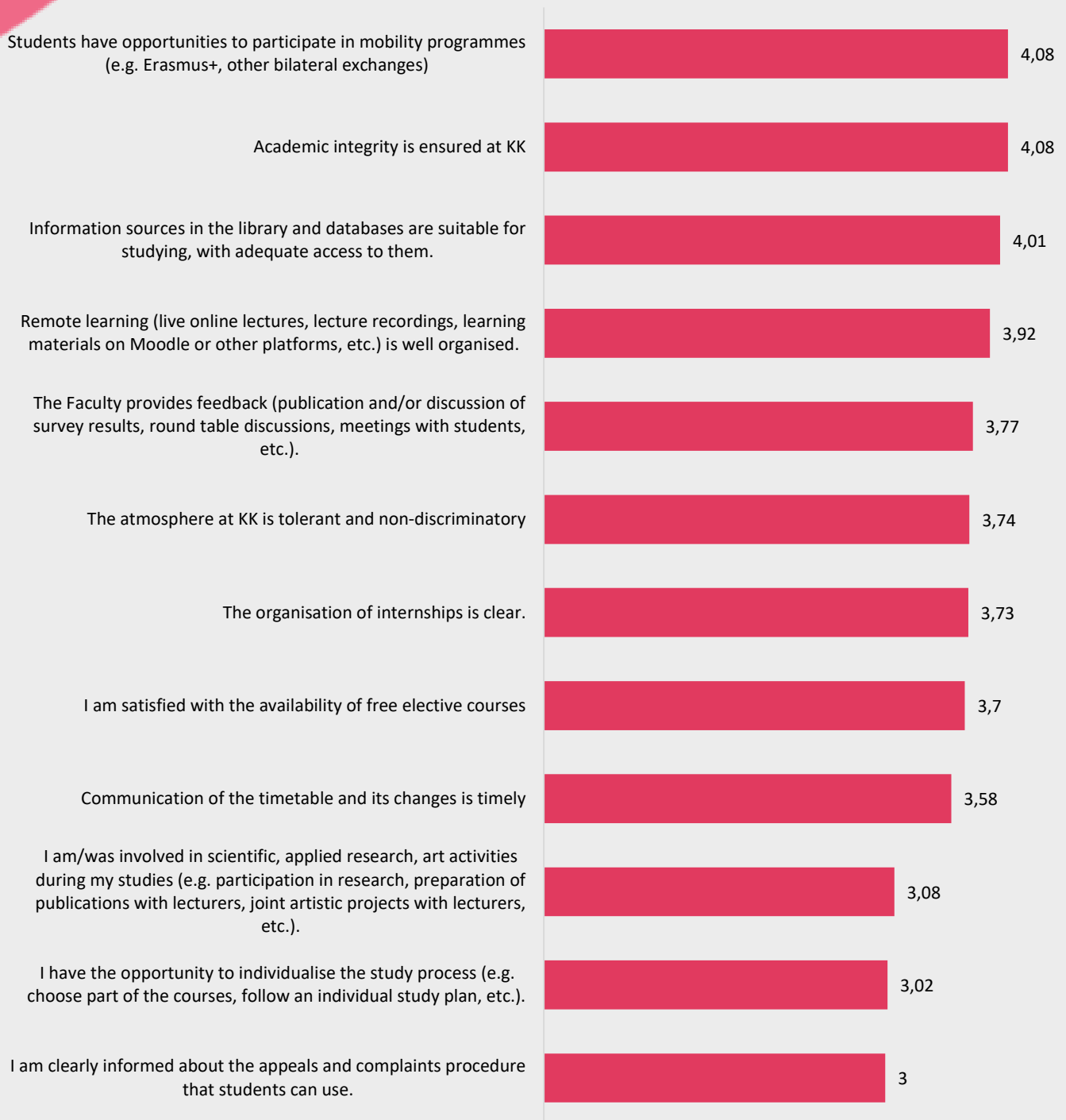


Figure 2: Respondents' evaluation of the organisation of their studies (averages)

Note: The average of the Likert scale is provided. The higher the average, the more respondents agree with the statement

Respondents rated the study and leisure conditions (from 4 - "Very good" to 1 - "Unsatisfactory") at KK. The respondents rated the library (3.71) and the virtual learning environment (3.34) best. The lowest score was for the KK dormitories (1.95) (see Figure 3).

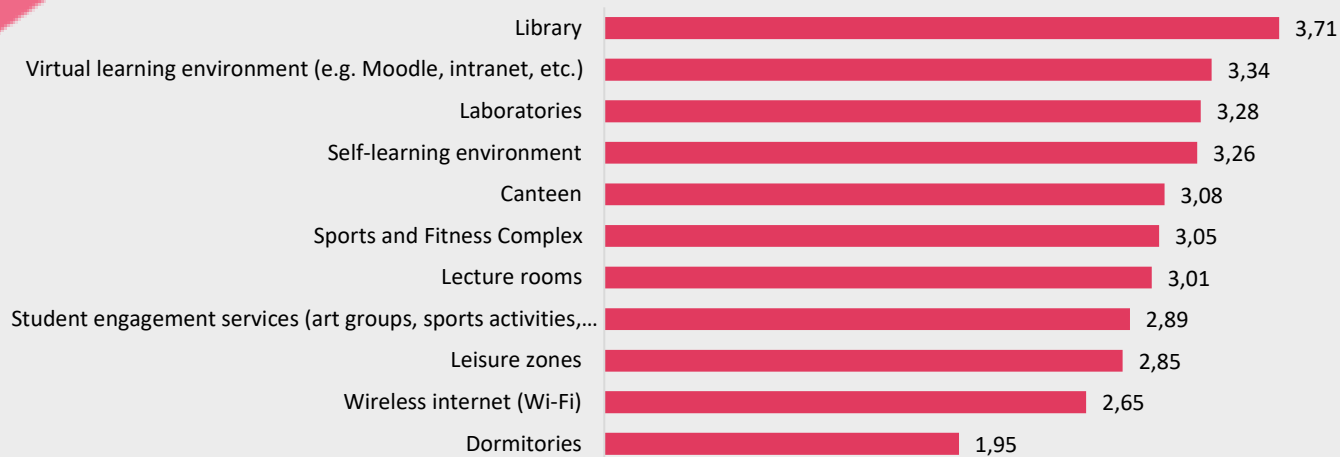


Figure 3: Evaluation of study and leisure conditions at KK

Note: The average of the Likert scale is provided. The higher the average, the better the respondents' perception of study and leisure conditions

Respondents agree that they have access to library academic literacy courses, can consult lecturers during non-lecture hours, and are aware of the availability of financial support (see Table 4).

Table 4. Aspects of student support

	Totally agree	Agree	Partly agree	Disagree	Totally disagree	I can't answer/haven't faced with	Average	Standard deviation
I have the possibility to consult lecturers during non-lecture hours.	18.52%	35.65%	24.54%	7.41%	0.46%	13.43%	3.74	0.909
I have the possibility to receive academic literacy training in the library (advice and guidance on sourcing, citation, preparation of coursework, and plagiarism prevention).	49.07%	30.09%	6.02%	1.85%	0.00%	12.96%	4.45	0.719
I have the possibility to receive social support (dormitory accommodation, migration issues).	13.89%	22.69%	13.43%	4.17%	1.85%	43.98%	3.76	1.017
I have the possibility to receive financial support (social grants, incentive grants).	18.06%	25.46%	4.63%	1.39%	0.93%	49.54%	4,16	0.841
I can receive psychological support if I need it.	24.07%	26.85%	9.72%	5.56%	2.31%	31.48%	3.95	1.061
I have the possibility to use the career planning services provided by the Career Centre (counselling, seminars, internship and/or job advertisements, career days, etc.).	10.19%	20.37%	8.33%	2.31%	1.85%	56.94%	3.81	1.003

Slightly more than two-thirds of respondents stated that they would recommend the study programme they are currently studying to a friend (see Table 5). A third of respondents are employed whilst studying (see Table 6). The majority of the students in the survey are second-year students (see Table 7).

Table 5. Recommending the study programme in which they are currently studying

Yes	69.90%
No	9.72%
Not sure	20.37%

Table 6. Respondents' employment

Statement	Number of respondents	Per cent
Employed	89	30.6%
Unemployed	202	69.4%

Table 7. Respondents' year of study

Year of study	Number of respondents	Per cent
second	163	75.46%
third	67	31.02%
fourth	1	0.46%

Second and third-year students suggest that more attention should be paid to improving communication between lecturers and students and between administration and students, focusing on the sequencing of courses in semesters, as well as scheduling and timing of exams in advance so that students are able to combine their studies with their work; providing targeted feedback to specific suggestions and observations received from students. More information on the actions implemented in response to students' feedback can be found in the "You Said, We Did" section.
